

**PBL & PE**

**Early Stage 1  
Week 9, Term 3**

**Monday**

**Tuesday**

**Wednesday**

**Thursday**

**Friday**

BACK

# Information

Please be aware that times on the overview are a guide, your child may take more or less time to complete certain activities.

We have provided a range of activities in an attempt to support students as much as possible. If the learning is proving to be too challenging for your child, or they need extension in areas, your child's classroom teacher is available via Dojo to assist. Please note that teachers are on site some days assisting with supervision and they may not be able to reply until that afternoon.

We are looking forward to seeing the wonderful learning that is taking place at home. Please feel free to send photos through to your child's classroom teacher via Dojo. All other activities should be completed and compiled in a book or folder for the teacher to check once students return to school.



BACK

# Teacher Feedback

Dear Parents/carers,

Teachers are requesting if you could please send via Dojo, one completed literacy, maths and gamarra activity that your child completes. This could be a photo of their writing, spelling, maths questions or a photo of outside learning. An example of how we require the photo to be taken is on the next page.

This will enable teachers to check student learning and give feedback. All other learning will be checked when we are all back to school.

If you have any questions regarding this please contact your class teacher via dojo. We really appreciate your support during this time.

Kind regards,

Early Stage 1 Teachers



BACK

# Photo Example

**Tuesday - Maths**

Whole number - place value

Order these numbers from smallest to largest

34 12 65 49 99

45 64 41 14 3 97

How many tens and ones in 34? Answer: 3 tens and 4 ones

Your turn - how many tens and ones in

98  
45  
14  
94  
78

Challenge: - How many tens in 450?

maths warm up ✓

12 34 49 64 99  
3 14 41 45 64 97

34  
30 4  
||| ||

98  
90 8  
||| |||

45  
40 5  
 $40 + 5 = 45$

14  
10 4  
 $10 + 4 = 14$

94  
90 4  
 $90 + 4 = 94$




































78  
70 8  
 $70 + 8 = 78$

450  
400 50 0  
 $400 + 50 + 0 = 450$




## Suggested Timetable:

please note you do not need to follow this and complete learning in this order!  
 Make it work for your family and what suits you. At school we have literacy in the mornings as that is when students are normally more focused. But at home a different timetable may work better for you.

Time	Monday	Tuesday	Wednesday	Thursday	Friday
9.15 – 9.30	Fitness PE	Fitness PE	Fitness PE	Fitness PE	Fitness PE
9.30 – 10.00	Literacy 	Literacy 	Literacy 	Literacy 	Literacy 
	Spelling 	Spelling 	Spelling 	Spelling 	Spelling 
10.00 – 10.10	Fruit break and Brain Break	Fruit break and Brain Break	Fruit break and Brain Break	Fruit break and Brain Break	Fruit break and Brain Break
10.10 – 11.30	Writing 	Writing 	Writing 	Writing 	Writing 
	Story Time 	Story Time 	Story Time 	Story Time 	Story Time 
11.30 – 12.20	Lunch	Lunch	Lunch	Lunch	Lunch
12.20 – 1.30	Mathematics 	Mathematics 	Mathematics 	Mathematics 	Mathematics 
1.30 – 1.50	P.E. 	P.E. 	P.E. 	P.E. 	P.E. 
1.50 – 2.15	Recess	Recess	Recess	Recess	Recess
2.15 – 3.15	Gamarra 	Gamarra 	Gamarra 	Gamarra 	Gamarra 

BACK



# PBL

PBL Focus: Kind words, caring actions

*Learning Intention: We will use kind words and caring actions*

Draw a picture of yourself.

Look at the picture.

Think about how you would like others to make you feel.



You would like others to help you to feel good wouldn't you?

# PBL Focus: Kind words, caring actions


*Learning Intention:* We will use kind words and caring actions

One way that they can help you to feel good is through using kind words and caring actions towards you and others.

Some kind words others might use are them:

- telling you what you are doing well
- saying something that is nice
- telling you how they care for you

What are some other kind words?



BACK

## PBL Focus: Kind words, caring actions

*Learning Intention:* We will use kind words and caring actions

Some caring actions that others might do are:

- doing something nice for you
- spending time for you
- or helping you
- showing you that they care for you

What are some other caring actions?



BACK



## PBL Focus: Kind words, caring actions

*Learning Intention: We will use kind words and caring actions*

Choose at least 1 of these to do for yourself:

- Tell yourself 3 things that you like about you
- Go to bed at the right time to get enough sleep
- Spend some time away from screens each day

Choose at least 1 of these to do or with people that you see each day:

- Say kind words to them.
- Play a game that they want to play.
- Read them a story or listen to them reading.



BACK

# Additional Activities- Optional

<p>Choose a country that competed in the Tokyo games and draw their flag.</p>	<p>Create your own bingo game using some of your spelling words.</p>	<p>Help an older family member to cook something.</p>	<p>Make a poster for R U OK Day (September 9th) and draw you and your favourite friend, family member or pet.</p>
<p>Collect some leaves and thread them together with string to create your own 'leaf chime'.</p>	<p>Create a sensory shaker bottle using an old bottle, glitter and water (and whatever else you'd like to put in there!)</p>	<p>How many smaller words can you find in the words;  SPECTACULAR</p>	<p>Cut out some pictures from a magazine to make a collage.</p>
<p>Write a recipe for how to make a the ultimate ice cream sundae.</p>	<p>Create a scavenger hunt for someone in your family to complete.</p>	<p>Draw some pictures of different emotions you feel.</p>	<p>Using recycled materials from around your house create an instrument of your choice.</p>

BACK

Choose an activity from the grid to do each day.



# PE Focus

<p><b><u>Target Practise</u></b></p> <p>Use buckets or baskets from around your home and set them up at varying distances. Get your child to use a ball or folded pair of socks and practice their underarm and overarm throwing into the targets.</p>	<p><b><u>Just Dance</u></b></p> <p>Here are some links to some just dance.</p> <p><a href="#">A pirate you shall be</a> <a href="#">Under the sea</a> <a href="#">Ants go Marching</a> <a href="#">That power</a> <a href="#">I like to move it</a></p>	<p><b><u>Stuffed Toy Challenge</u></b></p> <p>Get your child to see how long they can balance a soft toy on their head. For an extra challenge get them to close their eyes, stand on one foot or walk around the room. Time it and try and beat your score.</p>
<p><b><u>Bowling</u></b></p> <p>Set up some drink bottles or empty containers and get your child to underarm roll a ball or pair of socks to knock the targets over.</p>	<p><b><u>Kicking</u></b></p> <p>Kick a ball with a family member or find a wall outside to kick against. For a challenge set up a target or goal and practice hitting it from different distances.</p>	<p><b><u>Hopscotch</u></b></p> <p>Draw a hopscotch grid using tape or chalk and get your child to practice hopping, 1 footed and 2 footed jumping through the grid.</p>
<p><b><u>Walk/Run/Ride</u></b></p> <p>Go for a walk run or ride with an adult.</p>	<p><b><u>Throwing</u></b></p> <p>Throw a ball with a family member. As a challenge throw the ball up to yourself and see how many times you can clap before you catch the ball again. Record you result and try and beat your score.</p>	<p><b><u>Invent a Game</u></b></p> <p>Create a game that involves hopping, skipping and jumping and teach a family member the rules. Try and think of how you can score points.</p>

BACK

# PE Focus

## Throwing for Distance

Home Fun - Throwing



### Organisation

#### Equipment:

- 1 Ball
- (Can be modified to rolled up socks or scrunched newspaper if space is limited)

#### Set up and Timing:

- Large open space (may need to go to nearby park)
- 15 minutes



### Learning Experience

#### Instruct students to:

- Using an open space, practice throwing a ball as far as you can and mark the distance (using any object).
- Have 10 attempts and move the marker each time you throw past it.
- Once you've finished measure the distance of your longest throw by counting the number of steps it takes and try to beat it next time.
- Parents/carers also have a go.

BACK

## Session 1

Literacy  
9:30-11:30

6th September  
2021




# Monday

## Focus Text

This week we will again be focusing on the book 'Click, Clack, Moo - Cows That Type.'

Your writing and comprehension activities this week will be based on this story.

Please watch it on YouTube each day this week. It is a very funny story that the whole family will enjoy!




BACK

## Session 1

Literacy  
9:30-11:30

6th September  
2021



# Monday

For your writing activity today you will need to decide if you were Farmer Brown would you, or would you not, give the cows an electric blanket?

You need to write your reason why you have chosen what you have decided. You will need to make sure that you include:

- Full stops
- Capital letters
- Finger spaces between your words

Then we have a fun colouring page from the story, keep up those fine motor skills and send your teacher a picture of your beautiful colouring.


# CLICK, CLACK, MOO

Would you have given the cows an electric blanket? Why or why not?

(Circle One)

Yes    No    because \_\_\_\_\_


\_\_\_\_\_



Name \_\_\_\_\_

CLICK, CLACK, MOO

Cows that Type





Read the sounds across the top and sound out the words, make sure you put the sounds back together

InitialLit-F

Sounds and Words  
Set 5: Lessons 64-75  
k, u, b, j – sounds and words



b	k	j	u	b
cub	kit	bed	kip	bud
jug	hub	keg	bob	jag



# Complete the following worksheets, draw a picture in the boxes of something that starts with the letters 'J' and 'B'

InitialLi-F

Lesson 73 – Worksheet a  
Beginning sound work /j/

Name: \_\_\_\_\_



<p>Draw </p> <p style="font-size: 2em; color: blue;">j</p>	<p>Draw </p> <p style="font-size: 2em; color: red;">k</p>
--	---

**Materials:** Blue and red pencils  
**Instructions:** Use a blue pencil to join the letter 'j' to any pictures that start with the /j/ sound.  
 Use a red pencil to join the letter 'k' to any pictures that start with the /k/ sound. Colour the pictures.  
 Draw one thing you can think of that starts with 'j'.  
 Draw one thing you can think of that starts with 'k'.

InitialLi-F

Lesson 73 – Worksheet and Template b  
Beginning sound picture sort /j/ and /b/

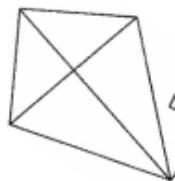
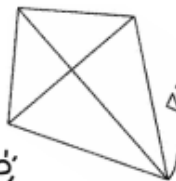
Name: \_\_\_\_\_

Cut Paste and Trace

<p style="font-size: 3em;">Jj</p>	<p style="font-size: 3em;">Bb</p>



KK



for Kite

K

K

K

.

.

.

.

k

k

k

.

.

.

.

king

king

.

# STORY TIME!

-Reader home reader or story to a family member

Or

-Listen to a family member read a story book

Or

-Listen to a story from storyline online

<https://storylineonline.net/>

Or

Login to Epic at [www.getepic.com](http://www.getepic.com)

K/1P class code is mrd5094

K/1C class code is tsb9840

BACK

## Session 2

Maths 12:20-  
1:20

6th  
September  
2021



# Monday

How to play: roll 2 dice, add the numbers together and cover the matching cupcake with a counter or item.

Goal: to purchase (cover) every cupcake in the store! Maybe you can play with a family member.

\*Game in resource pack

Thank You!

 Celebrating Childhood



Directions: Roll 2 dice, add the numbers together and cover a matching cupcake with a counter.  
Goal: To purchase (cover) every cupcake in the store! Maybe you can share them with your friend! ©



We are learning about tally marks.

Watch the video to find out about tally marks.

<https://www.youtube.com/watch?v=xEOIJsHiFTE>



Draw tally marks for each number and talk to a family member about tally marks.

1	2	3	4	5
6	7	8	9	10

BACK

### Session 3

PDH  
2:15-3:15

6th  
September  
2021



# Monday

This week we will be investigate different safety lessons as part of PDH. Safety Town is a free online NSW Government resource to support teaching children about road safety. Please follow the link to allow your child to explore the learning on the website. Please follow the topics covered in the lessons to support teaching.

Safety Town: <https://www.safetytown.com.au/>



Crossing the road

# Road Safety

Visit the Safety Town website and click on student and select 'Who is out walking'

<https://www.safetytown.com.au/your/student/es1/#map>

Talk to a family member about how you need to be safe when out walking.

Complete the activity sheet in resource.



Who is out walking?

Start



Read to me





## A note for families

Adults are always responsible for the safety of the young children in their lives.

Keep children safe by ensuring an adult is always there to hold their hand whenever vehicles are around or could be around. Hold their hand or hold them close to keep them safe.

Hold children's hands whenever walking:

- on the footpath
- in driveways and car parks
- across the road.

For more information about safe travel visit [safetytown.com.au](http://safetytown.com.au)

Name: \_\_\_\_\_

I am



holding hands!

Draw yourself crossing the road holding hands with a grown-up.

Draw and write about the grown-ups who hold your hand when you go out walking.

\_\_\_\_\_ holds my hand when we are out walking.

Draw and write about a place you like to walk to holding a grown-up's hand.


We hold hands to keep safe walking to \_\_\_\_\_.

BACK

## Session 1

Literacy  
9:30-11:30

7th  
September  
2021



# Tuesday

## Focus Text

Listen to 'Click, Clack, Moo - Cows That Type.'

Please revisit the focus words are - **furious**, **impatient**, and **demand** and ask your child to define, or act out, these words to you.

Today we are going to discuss the characters and the setting of where the story takes place. The setting is where, and the characters are who the story is about.

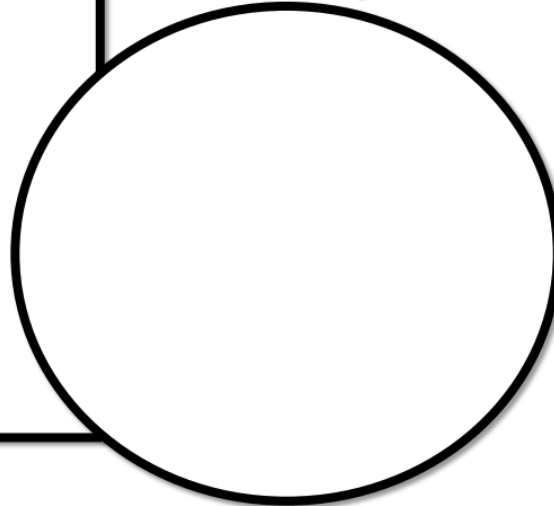
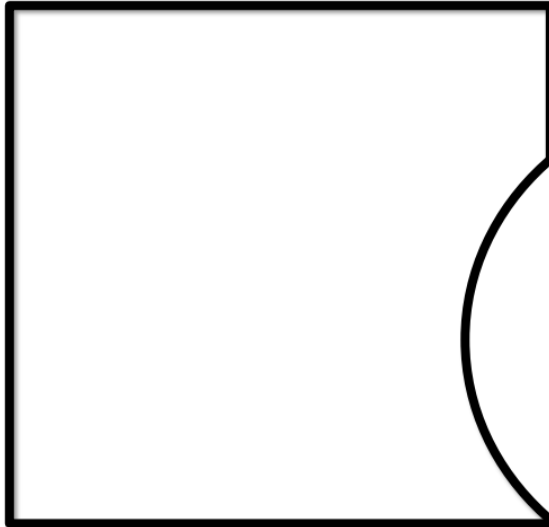
Then we have a fun word search, see if you can find the words from *Click, Clack, Moo* hidden in the puzzle

# CLICK, CLACK, MOO

Characters



Setting



# CLICK, CLACK, MOO

## Word Search

blanket

cow




cold

pizza

duck

farmer

type



Read the sentences and sound out the words to help if you need to. Tricky words are our sight words, students need to know what these look like as they cannot be sounded out

Tricky Words

My my is I a the The

1. My job is fun.
2. I am a big kid.
3. Jim had a jam bun.
4. The pig is in the mud.

# Complete the following worksheets:





InitialLit-F

Lesson 74 – Worksheet a  
Capital letters and beginning sounds

Name: \_\_\_\_\_

J R B U

j r b u




<p>B b</p> 	<p>U u</p> 
<p>R r</p> 	<p>J j</p> 
<p><b>Materials:</b> Pencil, coloured pencils <b>Instructions:</b> Trace the letters. Draw a line from the letter to the picture that has the matching beginning sound. Colour the picture.</p>	




InitialLit-F




Lesson 74 – Worksheet b  
Complete the word

Name: \_\_\_\_\_

j u d


		
_ j _	s _ n	_ o g

		
_ u g	_ a d	c _ p

Draw 	Draw 	Draw 
jam	jet	mum

Ll

for lion



L

l

l

.

.

.

l

l

l

.

.

.

.

little

little

.



# STORY TIME!

-Reader home reader or story to a family member

Or

-Listen to a family member read a story book

Or

-Listen to a story from storyline online

<https://storylineonline.net/>

Or

Login to Epic at [www.getepic.com](http://www.getepic.com)

K/1P class code is mrd5094

K/1C class code is tsb9840

BACK

## Session 2

Maths  
12:20-1:20

7th  
September  
2021



# Tuesday

How to play: roll 2 dice, add the numbers together and cover the matching cupcake with a counter or item.

Goal: to purchase (cover) every cupcake in the store! Maybe you can play with a family member.

\*Game in resource pack

Thank You!


 Celebrating Childhood






Directions: Roll 2 dice, add the numbers together and cover a matching cupcake with a counter.  
Goal: To purchase (cover) every cupcake in the store! Maybe you can share them with your friend! ©

# Maths Data Investigation

Use tally marks to record student's favourite fruit.



Fruit	Tally marks	Number
		
		
		

BACK

### Session 3

PDH  
2:15-3:15

7th  
September  
2021



# Tuesday

## Road Safety


Talk to a family member out these images.

Questions to think about:

- Where do you often walk to?
- How do you keep safe when walking there?
- Who do you hold hands with when walking?
- Why do you need to hold a grown-up's hand?
- What should you do if a








BACK

## Session 1

Literacy  
9:30-11:30

8th  
September  
2021



# Wednesday

## Focus Text

Listen to 'Click, Clack, Moo - Cows That Type.'

We are going to be looking at the cause and effect of the animal's actions.

The cows and chickens were cold and asked for electric blankets. Then when Farmer Brown would not give them to the animals they went on strike and there was no milk, and no eggs!

This is an example of cause and effect, on the following worksheet can you draw or write about another example.

# CLICK, CLACK, MOO

Cause

Effect

The cows offer to trade their typewriter for blankets.

The ducks ask for a diving boards for the pond.



Read the sentences and sound out the words to help if you need to. Tricky words are our sight words, students need to know what these look like as they cannot be sounded out

Tricky Words

I to the is That that

1. I can jog to the top.
2. The kid is on the bed.
3. The bug is in the jam.
4. That is a big jet.



# Complete the following worksheets:

InitialLit-F

Lesson 75 - Worksheet and Template a  
Tricky Words

Name: \_\_\_\_\_

Cut ✂ Paste 📄 and Trace ✎

them	she	there

There is my mum.

She is on the bus.

Draw ✎

InitialLit-F

Lesson 75 - Worksheet b  
Tricky Words

Name: \_\_\_\_\_

Look at them. They

sit there on the mat.

Read 📖 and draw ✎

**Materials:** Pencil, coloured pencils

**Instructions:** Read the sentences and trace over each Tricky Word. Draw a picture to illustrate.

Mm

for monkey



M

M

M

m

m

m

Mum

Mum

# STORY TIME!

-Reader home reader or story to a family member

Or

-Listen to a family member read a story book

Or

-Listen to a story from storyline online

<https://storylineonline.net/>

Or

Login to Epic at [www.getepic.com](http://www.getepic.com)

K/1P class code is mrd5094

K/1C class code is tsb9840

BACK

## Session 2

Maths  
12:20-1:20

8th  
September  
2021



# Wednesday

How to play: roll 2 dice, add the numbers together and cover the matching cupcake with a counter or item.

Goal: to purchase (cover) every cupcake in the store! Maybe you can play with a family member.

\*Game in resource pack

Thank You!

 Celebrating Childhood



Directions: Roll 2 dice, add the numbers together and cover a matching cupcake with a counter.  
Goal: To purchase (cover) every cupcake in the store! Maybe you can share them with your friend! ©

# Maths Data Investigation

Use tally marks to record your family's favorite ice cream flavor. You may also like to add in the teacher's favorite ice cream to the tally.

Mrs Pavert



Miss Campbell







Mrs Large



Miss Greene



Ice Cream	Vanilla 	Strawberry 	Chocolate 	Peppermint 
Tally Marks				
Total (write as a number)				

BACK

### Session 3

PDH

2:15-3:15

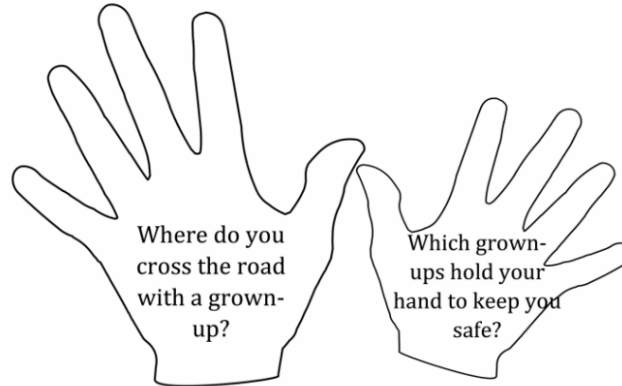
8 September  
2021



# Wednesday

## Crossing the Road

Complete the road safety hands with a family members help. Talk about how to be safe crossing a road and who can hold your hand.




A4 activity sheet in  
resource pack

BACK

## Session 1

Literacy  
9:30-11:30

9th September  
2021



# Thursday

Today's writing activity is to pretend that you are another animal on Farmer Brown's Farm. What animal are you? What are you going to ask Farmer Brown to give to you? What will you take away from him if he does not give in to your demands?

Don't forget to:

- Use finger spaces between your words
- Use a capital letter at the start of your sentences
- Put a full stop at the end of your sentences
- Sign your name as the animal at the end of your letter

Dear Farmer Brown,

---


---

---

---

Sincerely,

---





Read the sounds across the top and sound out the words, make sure you put the sounds back together

InitialLit-F

Sounds and Words  
Set 8: Lessons 76-81  
w – sounds and words



w

wag

wed

win

wig

wet

web

wit

wet

wag

wid



# Complete the following worksheets:

InitialLit-F

Lesson 76 - Worksheet b  
Capital letters

Name: \_\_\_\_\_

InitialLit-F

Lesson 76 - Worksheet a  
Beginning sound /w/ and /j/

Name: \_\_\_\_\_



Draw

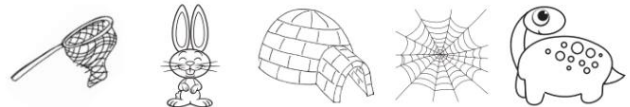
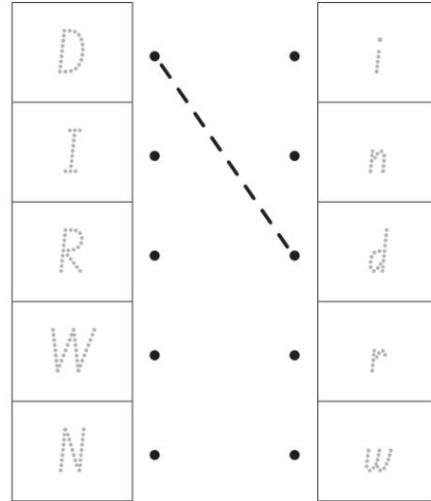
w

Draw

j

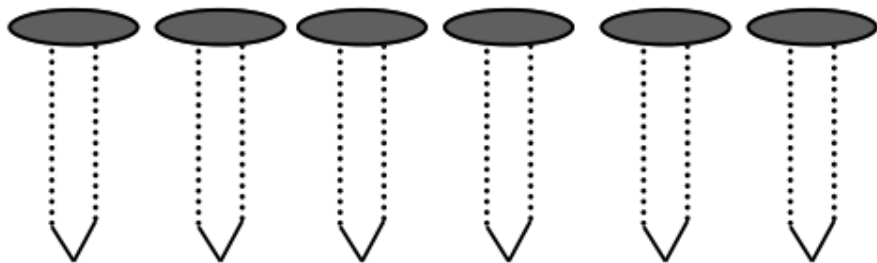
**Materials:** Coloured pencils

**Instructions:** Use a coloured pencil to join the letter 'w' to the pictures that start with the /w/ sound.  
Use a different coloured pencil to join the letter 'j' to the pictures that start with the /j/ sound. Colour the pictures.  
Draw one thing you can think of that starts with /w/.  
Draw one thing you can think of that starts with /j/.



Net

for nail



N N N

n n

net net

# STORY TIME!

-Reader home reader or story to a family member

Or

-Listen to a family member read a story book

Or

-Listen to a story from storyline online

<https://storylineonline.net/>

Or

Login to Epic at [www.getepic.com](http://www.getepic.com)

K/1P class code is mrd5094

K/1C class code is tsb9840

BACK

## Session 2

Maths  
12:20-1:20

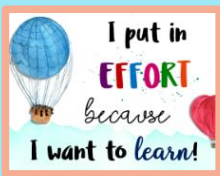
# Thursday

How to play: roll 2 dice, add the numbers together and cover the matching cupcake with a counter or item.

Goal: to purchase (cover) every cupcake in the store! Maybe you can play with a family member.

\*Game in resource pack

9th September  
2021



Thank You!

 Celebrating Childhood



Directions: Roll 2 dice, add the numbers together and cover a matching cupcake with a counter.  
Goal: To purchase (cover) every cupcake in the store! Maybe you can share them with your friend! ©

# Maths Data Investigation

## Bugs in the Garden

Use tally marks to record how many and what types of bugs you can find in your backyard.



Can you make up a chart to record your data or ask a family to help you.

\*Remember not to pick up or touch any bugs when you are out collecting data.

-Share you data with the teacher on Dojo by sending a photo.

BACK

### Session 3

PDH  
2:15-3:15

# Thursday

## Crossing the Road

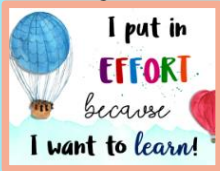
Go for a walk with an adult family member and look at all the road signs and practice how to cross the road safely.

Video for parents to teach - stop, look, listen and think when crossing the road

<https://www.youtube.com/watch?v=WPe22XLMHZQ>

When you get home draw a picture of the signs you see on your walk.

2nd  
September  
2021



# Road Safety

## STOP

Always stop before crossing. Make sure it is clear before moving from the pavement.

If there is a crossing nearby, use it, even if it means walking a little further to get to it.

## LOOK

Make sure you can see clearly in both directions.

Look for cars approaching - Also make sure you look for motorbikes and bicycles. You should let vehicles pass before crossing.

## LISTEN

Listen out for traffic.

Sometimes you can hear vehicles before you see them.

## THINK

Do not cross!

- Between cars
- on a bend
- or over the crest of a hill drivers will have less chance of seeing you.

If you are sure it is clear and safe you should cross. If you are unsure - wait!



When crossing, look out for friends and siblings. Try and find the safest route to where you are going. Look out for designated crossing points.



At a traffic light crossing, press the button and wait for the green man to light up and bleeps to sound.



At a zebra crossing wait until the traffic from both directions has stopped, and then cross.



When crossing with a School Crossing Patrol Officer always follow their instructions, and remember to say thank-you.



BACK

## Session 1

Literacy  
9:30-11:30

10th  
September  
2021

# Friday

Oh my goodness!!!! Someone has brought a dinosaur back from the past. It has come to Cootamundra Public School and has scared the students.

Your writing task today is to write about how, or why the dinosaur is at our school and what will happen next!

Please remember to include:

- Capital letters
- Full stops
- Finger spaces in your writing
- A picture to go with your writing

Please write your story in your learning book and send a photo to your class teacher.



In your writing think about who your characters are, where the setting is, and what is the cause and effect.

Read the sentences and sound out the words to help if you need to. Tricky words are our sight words, students need to know what these look like as they cannot be sounded out

Tricky Words

He he has the is to

1. I can win.
2. He has a wig.
3. The rug is wet.
4. It is fun to win.
5. The wig is wet.




# Complete the following worksheet:




Initials R-F




Lesson 76 - Worksheet c  
Writing words

Name: \_\_\_\_\_

u u b

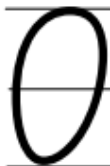
		
u	u	b

		
u	u	b

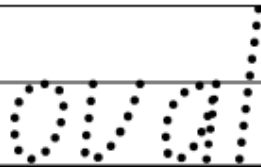
Draw 	Draw 	Draw 
u	u	b



for orange



oval



# STORY TIME!

-Reader home reader or story to a family member

Or

-Listen to a family member read a story book

Or

-Listen to a story from storyline online

<https://storylineonline.net/>

Or

Login to Epic at [www.getepic.com](http://www.getepic.com)

K/1P class code is mrd5094

K/1C class code is tsb9840

BACK

## Session 2

Maths  
12:20-1:20

10th  
September  
2021

I can't do it  
*yet* but I will  
keep working  
on it!

# Friday

How to play: roll 2 dice, add the numbers together and cover the matching cupcake with a counter or item.

Goal: to purchase (cover) every cupcake in the store! Maybe you can play with a family member.

\*Game in resource pack

Thank You!

 Celebrating Childhood



Directions: Roll 2 dice, add the numbers together and cover a matching cupcake with a counter.  
Goal: To purchase (cover) every cupcake in the store! Maybe you can share them with your friend! ©

# Maths Data Investigation: Colours of my Toys

Use tally marks to record the different colours of your toys in your toy box. Look at what is the main colour of that toy.

Colour						
Tally mark						
Total						



BACK

### Session 3

Art

2:15-3:15

*3rd September  
2021*

# Friday

Make a spring butterfly for you garden.

1. Colour in or paint the butterfly outline.
2. Cut out the butterfly outline
3. Sticky take the butterfly to a stick
4. The the butterfly in the garden or in a pot plant by pushing the stick into the soil.

